

Specification

Page 1 of 3
20150318



Electrical

Wattage: 45W (up to 4590 lm @ 5000K)

Power Input: U(120-277V)

Operating Temperature: -13°F~112°F

Environment: Damp location listed

Surge Protection: 2.5KV

Emergency pack: Bodine BSL20LV

LED Technology

- LED color available in 2700K, 3000K, 4000K, 5000K CCT.
- LED color tolerance within 3-step McAdam Ellipse
- CRI85 for 2700K/3000K/4000K/5000K
- Offered in 10°, 20°, 40°, 60°, 100°(with diffuser) optical distributions
- Rated Life: >60,000 hours (L70)

Dimming

- **0-10V** driver with <10% dimming level(standard)
- **Superior 0-10V** dimming to less than 1%. Compatible with all standard dimmers(optional)
- **DMX** control with high resolution 4,096 steps to <0.1% dimming level. Specifically designed to meet video broadcast and recording needs in applications such as Auditoriums, Theaters, Churches.
- **3-wire/ ECO system:**
3-wire: Line-voltage phase control, compatibility with all LUTRON 3-wire dimmer
ECO system: Works with with LUTRON ECO system digital controls
- **TRIAC:** Line-voltage phase control, please see compatible TRIAC dimmer list in page 3.

Housing

Diameter: 8.26"(210mm)

Height: 9.25"(235mm)

Material: Steel, Aluminum

Weight: 11.02 lbs

Mounting

Surface mount, Wall mount(optional),

Stem 2ft or 4ft(optional), Pendant 2ft or 4ft(optional)

Warranty

5 year limited warranty. See www.meteor-lighting.com for details.

Cylinder Mini Series - 45 8" Surface-mounted LED luminaires

4590 lm@5000K

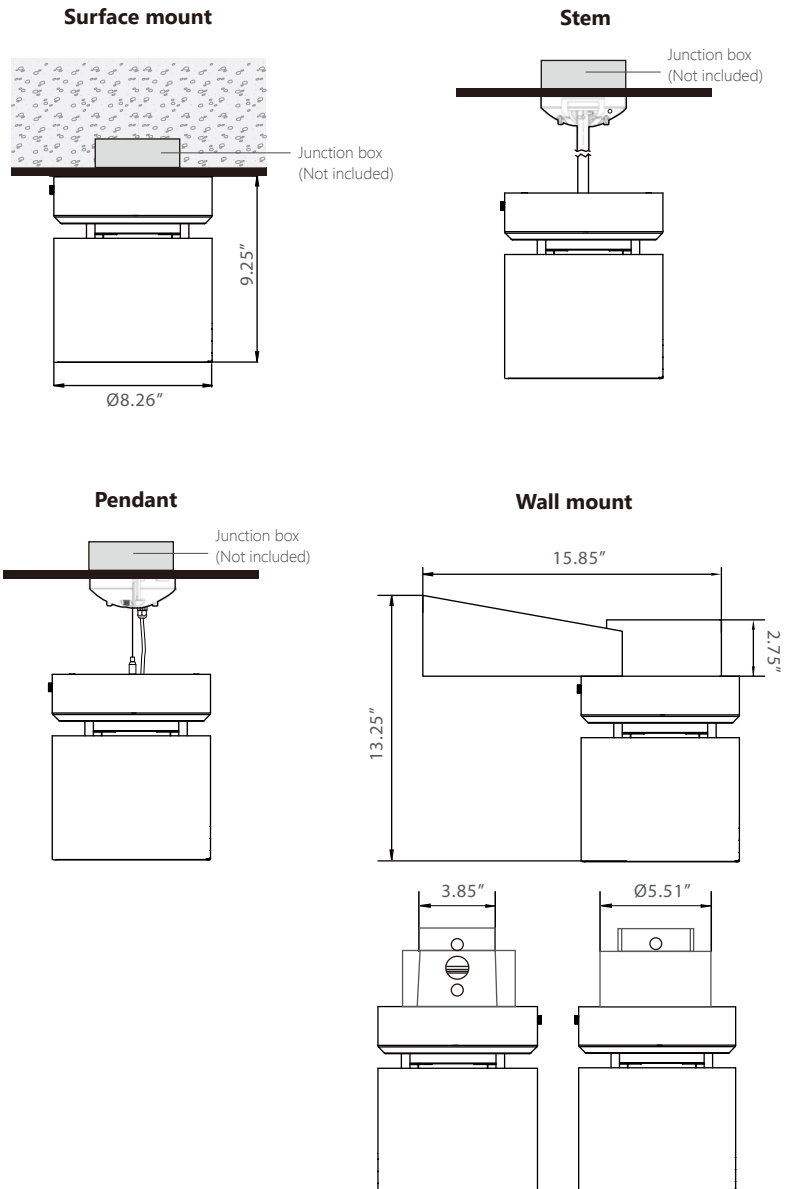
0-10V / Superior 0-10V / DMX

Type : _____

Project : _____

Quantity: _____

Note : _____



Specification

Page 2 of 3
20150318

Cylinder Mini Series - 45 8" Surface-mounted LED luminaires

4590 lm@5000K
0-10V / Superior 0-10V / DMX

Lumen Output Table

CCT	Beam Angle 10°	Beam Angle 20°	Beam Angle 40°	Beam Angle 60°	Beam Angle 100°
5000K	4590 lm	4500 lm	4455 lm	4365 lm	3145 lm
4000K	4140 lm	4050 lm	4005 lm	3915 lm	3055 lm
3000K	3645 lm	3600 lm	3510 lm	3465 lm	2730 lm
2700K	3510 lm	3500 lm	3410 lm	3485 lm	2635 lm

Efficacy up to 102 LPW.

*Tolerance ±8%

Ordering Guide:

Ex.CS-45-30K-120-V-40-B-SU

Model	Color Temp	Voltage	Dimming	Beam Angle	Finish	Mounting	Optional
CS-45							
	27K (2700K) ¹ 30K (3000K) 40K (4000K) 50K (5000K)	120 (120V) 277 (277V)	V 0-10V (dim to <10%)	10 20 40 60 100* <small>*must order with diffuser</small>	W (White) B (Black)	SU Surface mount	SV Superior 0-10V(dim to <1%) DMX DMX(dim to <0.1%) TRIAC TRIAC(dim to <10%) 3-wire LUTRON 3-wire(dim to <1%) ST2 Stem 2ft ST4 Stem 4ft P2 Pendant 2ft P4 Pendant 4ft WM Wall mount DF² Diffuser SP³ Surge protector EMP Emergency pack

Notes: ¹ Additional lead time required.

² Please factor in change in lumen output with diffuser (-20% with 100°; -12% with other degrees).

³ Surge protector for up to 12.5kV. Applicable for unstable mains or facilities using high power machinery.

Specification

Page 3 of 3
20150318

Cylinder Mini Series - 45 8" Surface-mounted LED luminaires

4590 lm@5000K

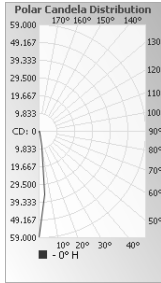
0-10V / Superior 0-10V / DMX

Candlepower Photometrics*

Note: +/- 8% tolerance for all values.

CCT: 3000K

Beam angle: 10 deg

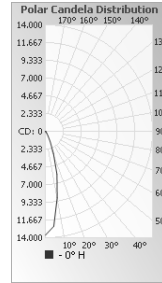


Zonal Lumen		
Zone	Lumens	% Luminaire
0-30	3236.40	91.70%
0-40	3343.30	94.70%
0-60	3483.40	98.70%
0-90	3530.20	100%

Candela Distribution	
Deg	Candela
0	53949
5	32382
15	2141
25	529
35	161
45	106
55	65
65	37
75	7
85	0

CCT: 3000K

Beam angle: 20 deg

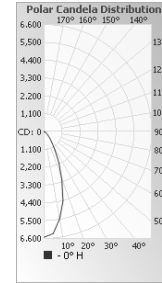


Zonal Lumen		
Zone	Lumens	% Luminaire
0-30	3119.40	87.20%
0-40	3347.60	93.60%
0-60	3531.00	98.70%
0-90	3576.50	100%

Candela Distribution	
Deg	Candela
0	12698
5	11653
15	5418
25	1631
35	330
45	143
55	76
65	36
75	7
85	0

CCT: 3000K

Beam angle: 40 deg

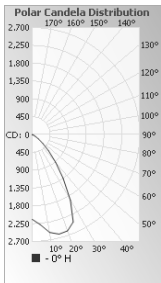


Zonal Lumen		
Zone	Lumens	% Luminaire
0-30	2575.60	73.60%
0-40	3074.50	87.90%
0-60	3428.00	98%
0-90	3499.40	100%

Candela Distribution	
Deg	Candela
0	6102
5	5914
15	4165
25	2001
35	764
45	297
55	120
65	49
75	16
85	2

CCT: 3000K

Beam angle: 60 deg

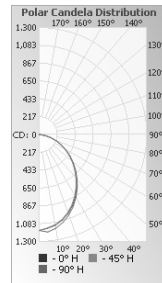


Zonal Lumen		
Zone	Lumens	% Luminaire
0-30	1959.50	56.60%
0-40	2785.00	80.50%
0-60	3402.20	98.30%
0-90	3460.40	100%

Candela Distribution	
Deg	Candela
0	2064
5	2200
15	2511
25	2348
35	1309
45	557
55	183
65	41
75	7
85	2

CCT: 3000K

Beam angle: 100 deg



Zonal Lumen		
Zone	Lumens	% Luminaire
0-30	851.8	31.10%
0-40	1345.50	49.20%
0-60	2227.10	81.40%
0-90	2714.80	100%

Candela Distribution	
Deg	Candela
0	1169
5	1148
15	1080
25	952
35	790
45	618
55	451
65	292
75	145
85	27
90	4

*CCT MULTIPLIER

27K	30K	40K	50K
0.96	baseline	1.11	1.15

Compatible TRIAC dimmer list

LUTRON PART NO.

MRF2-6ND-120	RRD-6NA	GRX-3100	LP-RPM-4A-120
HQRD-6NA	RRD-10ND	GRX-3500	Various
HQRD-6ND	HQRJ-WPM-6D-120	HW-RPM-4U-120	AYCL-253P
HQRD-10ND	HWI-WPM-6D-120	LP-RPM-4U-120	DVCL-253P
SZ-6ND	QSGR-QSGRJ	HW-RPM-4A-120	DVSCCL-253P



Meteor LED reserves the right to make changes to this product at any time without prior notice and such modification shall be effective immediately.

ILOS Corporation 19745 Colima Rd #1-807, Rowland Heights, CA 91748 P: 213.255.2060 F: 213.596.3704
www.meteor-lighting.com