

Specification

Page 1 of 3
20150318



Electrical

Wattage: 85W (up to 9340 lm @ 5000K)

Power Input: U(120-277V)

Operating Temperature: -13°F~112°F

Environment: Damp location listed

Surge Protection: 2.5KV

Emergency pack: Bodine BSL20LV

LED Technology

- LED color available in 2700K, 3000K, 4000K, 5000K CCT.
- LED color tolerance within 3-step McAdam Ellipse
- CRI85 for 2700K/3000K/4000K/5000K
- Offered in 40°, 60°, 100°(with diffuser) optical distributions
- Rated Life: >60,000 hours (L70)

Dimming

- **0-10V** driver with <10% dimming level(standard)
- **Superior 0-10V** dimming to less than 1%. Compatible with all standard dimmers(optional)
- **DMX** control with high resolution 4,096 steps to <0.1% dimming level. Specifically designed to meet video broadcast and recording needs in applications such as Auditoriums, Theaters, Churches.
- **3-wire/ ECO system:**
3-wire: Line-voltage phase control, compatibility with all LUTRON 3-wire dimmer
ECO system: Works with with LUTRON ECO system digital controls
- **TRIAC:** Line-voltage phase control, please see compatible TRIAC dimmer list in page 3.

Housing

Diameter: 9.84"(250mm)

Height: 10.83"(275mm)

Material: Steel, Aluminum

Weight: 16.53 lbs

Mounting

Surface mount, Wall mount(optional),

Stem 2ft or 4ft(optional), Pendant 2ft or 4ft(optional)

Warranty

5 year limited warranty. See www.meteor-lighting.com for details.

Cylinder Mini Series - 85

10" Surface-mounted LED luminaires

9340 lm@5000K

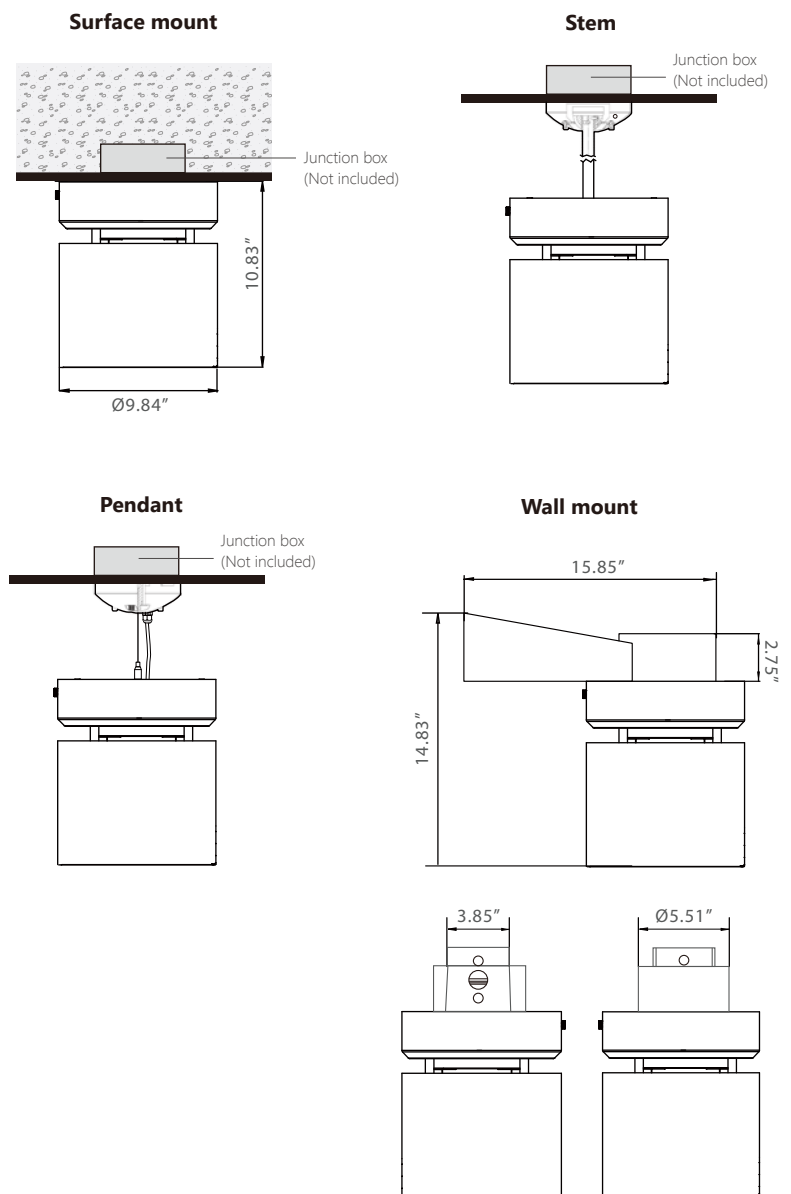
0-10V / Superior 0-10V / DMX

Type : _____

Project : _____

Quantity: _____

Note : _____



*Not all versions of this product may be DLC qualified. Please check the DLC Qualified Products List at www.designlights.org to confirm which versions are qualified.



Specification

Page 2 of 3
20150318

Cylinder Mini Series - 85 10" Surface-mounted LED luminaires

9340 lm@5000K

0-10V / Superior 0-10V / DMX

Lumen Output Table

CCT	Beam Angle 40°	Beam Angle 60°	Beam Angle 100°
5000K	9340 lm	8550 lm	6160 lm
4000K	8260 lm	7570 lm	5920 lm
3000K	7315 lm	6700 lm	5330 lm
2700K	6760 lm	6890 lm	5230 lm

Efficacy up to 110 LPW.

*Tolerance ±8%

Ordering Guide:

Ex.CS-85-30K-120-V-40-B-SU

Model	Color Temp	Voltage	Dimming	Beam Angle	Finish	Mounting	Optional
CS-85							
	27K (2700K) ¹ 30K (3000K) 40K (4000K) 50K (5000K)	120 (120V) 277 (277V)	V 0-10V (dim to <10%)	40 60 100* <small>*must order with diffuser</small>	W (White) B (Black)	SU Surface mount	SV Superior 0-10V(dim to <1%) DMX DMX(dim to <0.1%) TRIAC TRIAC(dim to <10%) 3-wire LUTRON 3-wire(dim to <1%) ST2 Stem 2ft ST4 Stem 4ft P2 Pendant 2ft P4 Pendant 4ft WM Wall mount DF² Diffuser SP³ Surge protector EMP Emergency pack

Notes: ¹ Additional lead time required.

² Please factor in change in lumen output with diffuser (-20% with 100°; -12% with other degrees).

³ Surge protector for up to 12.5kV. Applicable for unstable mains or facilities using high power machinery.

Specification

Page 3 of 3
20150318

Cylinder Mini Series - 85

10" Surface-mounted LED luminaires

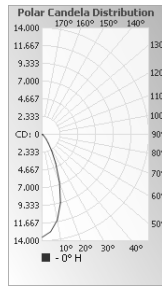
9340 lm@5000K

0-10V / Superior 0-10V / DMX

Candlepower Photometrics*

Note: +/- 8% tolerance for all values.

CCT: 3000K
Beam angle: 40 deg

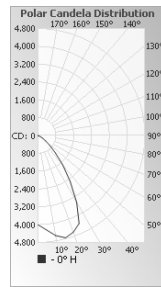


Zonal Lumen		
Zone	Lumens	% Luminaire
0-30	5308.20	77.60%
0-40	6186.40	90.40%
0-60	6703.20	97.90%
0-90	6843.90	100%

Candela Distribution	
Deg	Candela
0	12702
5	12053
15	8742
25	3949
35	1314
45	440
55	162
65	83
75	39
85	10

3000K 40deg

CCT: 3000K
Beam angle: 60 deg

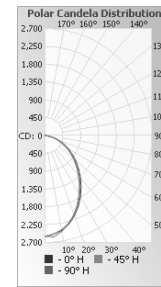


Zonal Lumen		
Zone	Lumens	% Luminaire
0-30	3679.50	55%
0-40	5262.80	78.60%
0-60	6534.20	97.60%
0-90	6692.60	100%

Candela Distribution	
Deg	Candela
0	53949
5	32382
15	2141
25	529
35	161
45	106
55	65
65	37
75	7
85	0

3000K 60deg

CCT: 3000K
Beam angle: 100 deg



Zonal Lumen		
Zone	Lumens	% Luminaire
0-30	1782.00	33.40%
0-40	2754.30	51.70%
0-60	4405.80	82.70%
0-90	5278.90	100%

Candela Distribution	
Deg	Candela
0	2553
5	2505
15	2323
25	1989
35	1591
45	1205
55	860
65	555
75	283
85	62
90	4

3000K 100deg

*CCT MULTIPLIER

27K	30K	40K	50K
0.96	baseline	1.11	1.15

Compatible TRIAC dimmer list

LUTRON PART NO.

MRF2-6ND-120	RRD-6NA	GRX-3100	LP-RPM-4A-120
HQRD-6NA	RRD-10ND	GRX-3500	Various
HQRD-6ND	HQRJ-WPM-6D-120	HW-RPM-4U-120	AYCL-253P
HQRD-10ND	HWI-WPM-6D-120	LP-RPM-4U-120	DVCL-253P
SZ-6ND	QSGR-QSGRJ	HW-RPM-4A-120	DVSCCL-253P



Meteor LED reserves the right to make changes to this product at any time without prior notice and such modification shall be effective immediately.

ILOS Corporation 19745 Colima Rd #1-807, Rowland Heights, CA 91748 P: 213.255.2060 F: 213.596.3704
www.meteor-lighting.com